

Performance Outcome

Student Performance Outcomes

Performance Outcome	2020	2021	2022
Attrition rate	15%	15%	15%
Passing rate	80%	82%	92.5%
Quality of passes	38%	41%	43%
Graduation rate	90%	93%	93.26%
Graduate achievements	89%	89.50%	93%
Overall Student Satisfaction survey	86%	92%	93%

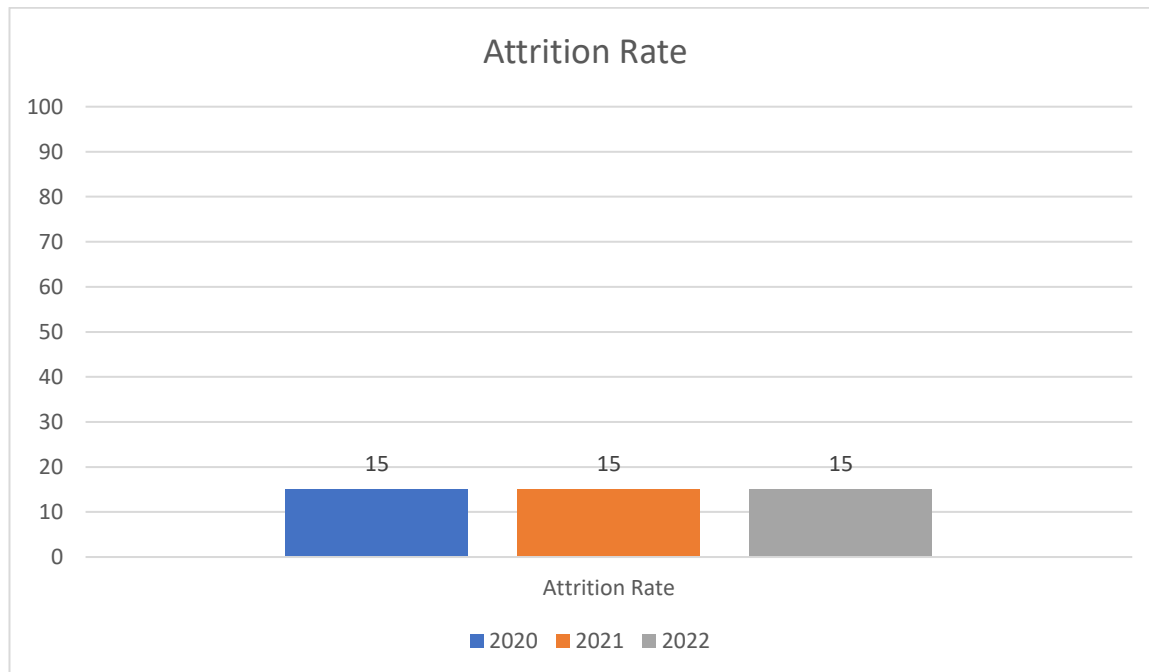
The students' performance outcomes of the year 2022

- Attrition Rate = < 15%
- Passing rate = 92.5%
- Quality of Passes = 43%
- Graduation Rate = 93.2%
- Graduate achievements = 93%
- Overall Student Satisfaction survey = 93%

1, Attrition Rate:

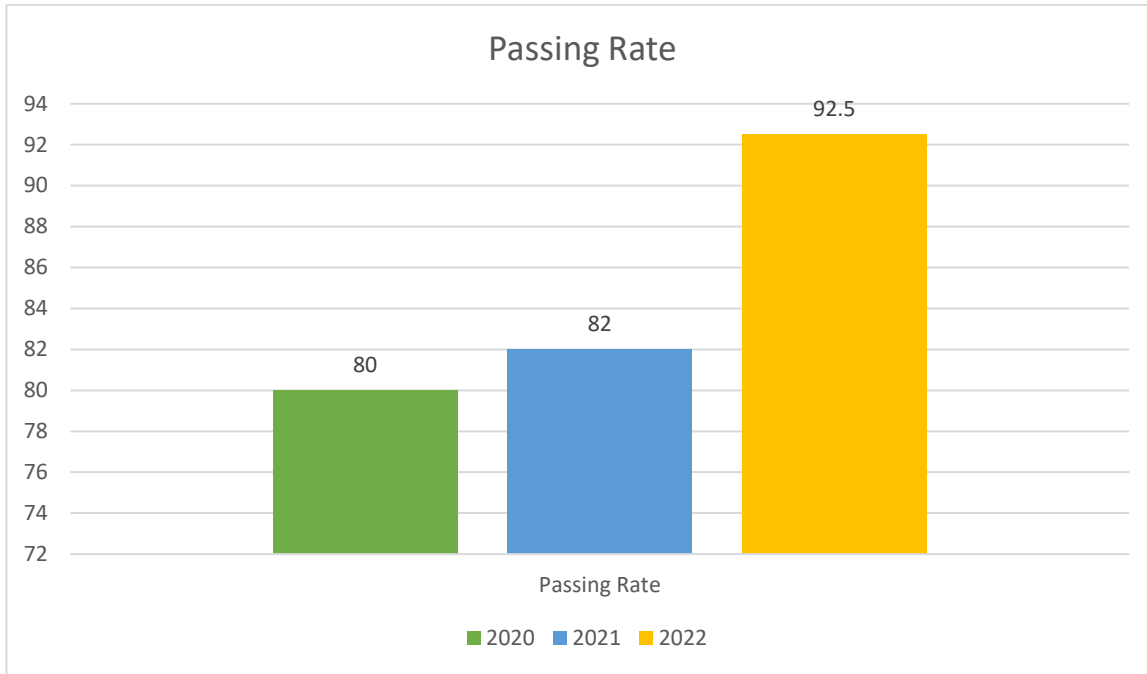
NIC has maintained a consistent attrition rate of 10% over the last three years. This stability in attrition rates suggests several important factors about the institution's

educational environment and its ability to retain students. A 10% attrition rate suggests that a significant majority of students are satisfied with their educational experience at NIC. This can be a reflection of the quality of teaching, available resources, and the college's commitment to meeting student needs and expectations.



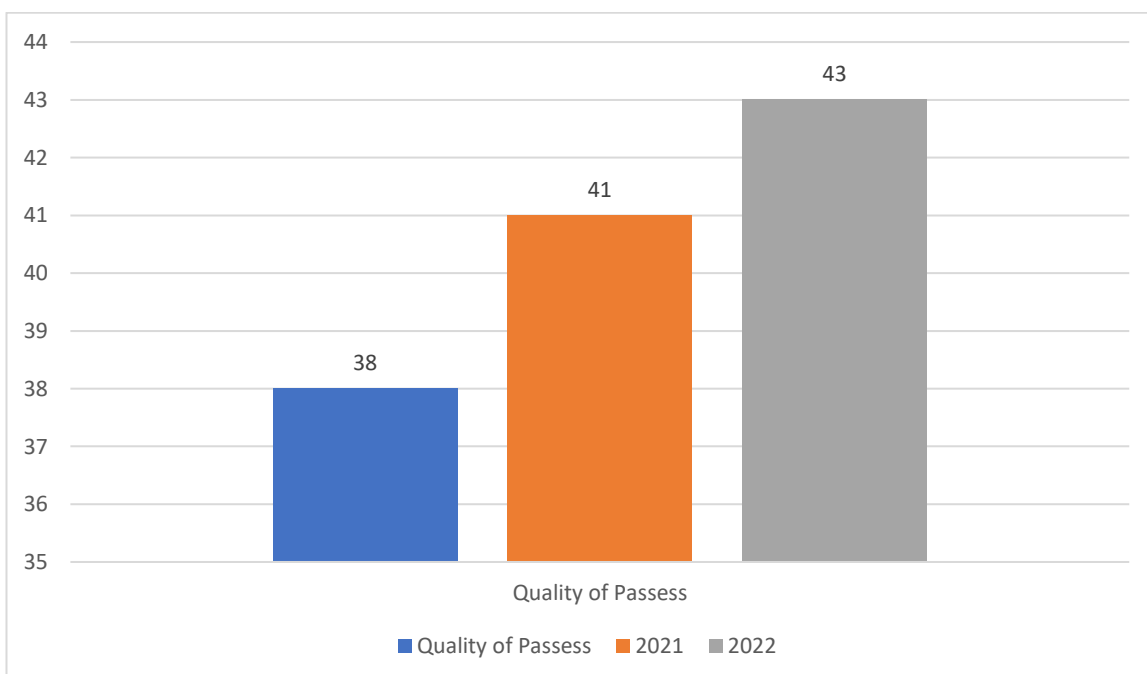
2, Passing Rate:

The Passing of 80 % achieved in 2020 met the Strategic Plan KPI target set at 80% When compared against 2020, the 2021 Passing rate of 82 % showed an improvement of +2 % when compared to 2020. In 2022 passing rate 92.5 % achieved 10.5 % higher when compared with previous years. The progression rate showed a positive upward 3-year trend from 2020 to 2022



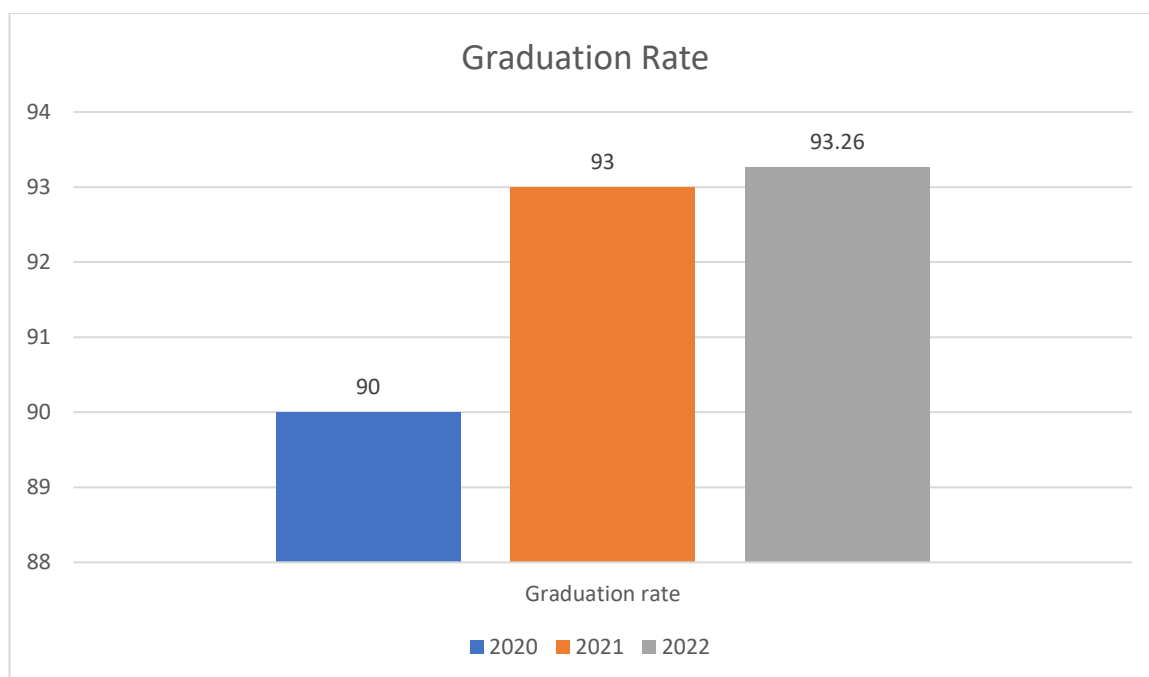
3, Quality of Passes:

The Quality of passes achieved 38% in 2020 met the Strategic plan KPI target set at 35% with more students passing with grades A and B. In 2021 Quality of passes achieved 41% which is 6 % higher than the year 2020. The Average of 43 % of Quality of passes which higher than the years 2020 & 2021.



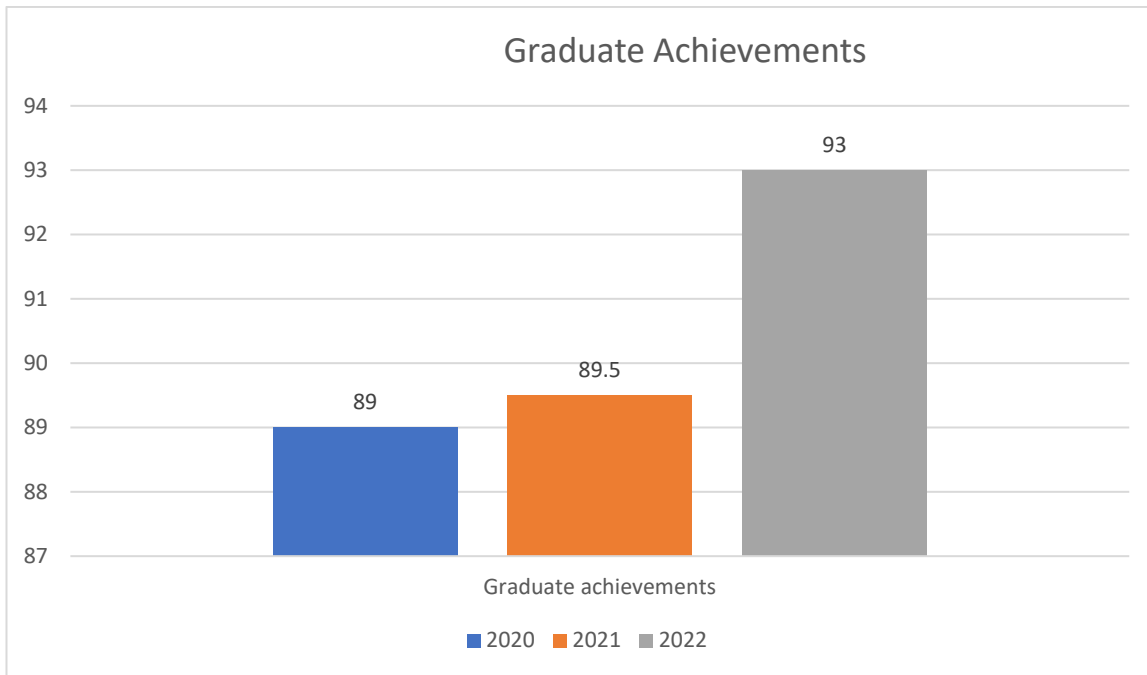
4, Graduation rate:

The graduation rate of 90 % achieved in 2020 met the Strategic Plan KPI target set at 85% min. When compared against 2020, the 2021 graduation rate of 93% had improvement of 90%. Compared against the 2-year average of 93.26%, the 2022 results was better by 3.26% higher than year 2020.



5, Graduate achievements:

The Graduate achievements of year 2020 is 89% of students got a job or progressed to higher education after completing their course in NIC, In 2021 the graduate achievement increased 89.50% which 0.50% higher than year 2020. In comparison with year 2020 and 2021 the graduate achievements increases up to 93% which is 4% higher than year 2022 .



6. Overall Student satisfaction survey:

